





Pilot's Operating Handbook And FAA Approved Airplane Flight Manual **SKYHAWK**



 Member of GAMA

Model 172R
NAV III Avionics - GFC 700 AFCS
Serials 17281497 and On

SERIAL NUMBER 17281520
REGISTRATION NUMBER N62539

LN-NKF

This publication includes the material required to be furnished to the pilot by 14 CFR 23.

APPROVED BY

FAA APPROVED UNDER 14 CFR PART 21 SUBPART J
Cessna Aircraft Co.
Delegation Option Authorization D04-72094-02

R.L.S. Regional Air

DATE OF APPROVAL 20 December 2007

COPYRIGHT © 2007
CESSNA AIRCRAFT COMPANY
WICHITA, KANSAS, USA

ORIGINAL ISSUE - 20 DECEMBER 2007

172RPHBUS-00

U.S.

CESSNA
MODEL 172R NAV III
GFC 700 AFCS

INTRODUCTION

PILOT'S OPERATING HANDBOOK AND FAA APPROVED AIRPLANE FLIGHT MANUAL

CESSNA MODEL 172R
NAV III AVIONICS OPTION - GFC 700 AFCS

Serials
17281497 and On

ORIGINAL ISSUE - 20 DECEMBER 2007

PART NUMBER: 172RPHBUS-00

172RPHBUS-00

U.S.

iii

CONGRATULATIONS

Congratulations on your purchase and welcome to Cessna ownership! Your Cessna has been designed and constructed to give you the most in performance, value and comfort.

This Pilot's Operating Handbook has been prepared as a guide to help you get the most utility from your airplane. It contains information about your airplane's equipment, operating procedures, performance and suggested service and care. Please study it carefully and use it as a reference.

The worldwide Cessna Organization and Cessna Customer Service are prepared to serve you. The following services are offered by each Cessna Service Station:

- THE CESSNA AIRPLANE WARRANTIES, which provide coverage for parts and labor, are upheld through Cessna Service Stations worldwide. Warranty provisions and other important information are contained in the Customer Care Program Handbook supplied with your airplane. The Customer Care Card assigned to you at delivery will establish your eligibility under warranty and should be presented to your local Cessna Service Station at the time of warranty service.
- FACTORY TRAINED PERSONNEL to provide you with courteous, expert service.
- FACTORY APPROVED SERVICE EQUIPMENT to provide you efficient and accurate workmanship.
- A STOCK OF GENUINE CESSNA SERVICE PARTS are available when you need them.
- THE LATEST AUTHORITATIVE INFORMATION FOR SERVICING CESSNA AIRPLANES. Cessna Service Stations have all of the current Maintenance Manuals, Illustrated Parts Catalogs and various other support publications produced by Cessna Aircraft Company.

A current Cessna Service Station Directory accompanies your new airplane. The Directory is revised annually, and a current copy can be obtained from your nearest Cessna Service Station.

We urge all Cessna owners/operators to utilize the benefits available within the Cessna Organization.

PERFORMANCE - SPECIFICATIONS***SPEED:**

Maximum at Sea Level 123 KNOTS
Cruise, 75% Power at 8500 Feet. 122 KNOTS

CRUISE: Recommended lean mixture with fuel allowance for engine start, taxi, takeoff, climb and 45 minutes reserve.

80% Power at 8500 Feet Range - 586 NM
53 Gallons Usable Fuel Time - 4.9 HOURS
Range, 60% Power at 10,000 Feet Range - 687 NM
53 Gallons Usable Fuel Time - 6.5 HOURS

RATE OF CLIMB AT SEA LEVEL 720 FPM

SERVICE CEILING 13,500 FEET

TAKEOFF PERFORMANCE:

Ground Roll 945 FEET
Total Distance Over 50 Foot Obstacle 1685 FEET

LANDING PERFORMANCE:

Ground Roll 550 FEET
Total Distance Over 50 Foot Obstacle 1295 FEET

STALL SPEED:

Flaps UP, Power Idle 51 KCAS
Flaps FULL, Power Idle 47 KCAS

MAXIMUM WEIGHT:

Ramp 2457 POUNDS
Takeoff 2450 POUNDS
Landing 2450 POUNDS

(Continued Next Page)

PERFORMANCE - SPECIFICATIONS (Continued)

STANDARD EMPTY WEIGHT 1639 POUNDS

MAXIMUM USEFUL LOAD 818 POUNDS

BAGGAGE ALLOWANCE 120 POUNDS

WING LOADING 14.1 lbs/sq. ft.

POWER LOADING 15.3 lbs/HP

FUEL CAPACITY 56 GALLONS

OIL CAPACITY 8 QUARTS

ENGINE: Textron Lycoming IO-360-L2A
160 BHP at 2400 RPM

PROPELLER:

Fixed Pitch, Diameter 75 INCHES

NOTE

*Speed performance is shown for an airplane equipped with speed fairings which increase the speeds by approximately 2 knots. There is a corresponding difference in range, while all other performance figures are unchanged when speed fairings are installed.

The above performance figures are based on airplane weights at 2450 pounds, standard atmospheric conditions, level, hard-surfaced dry runways and no wind. They are calculated values derived from flight tests conducted by Cessna Aircraft Company under carefully documented conditions and will vary with individual airplanes and numerous factors affecting flight performance.

COVERAGE

The Pilot's Operating Handbook (POH) in the airplane at the time of delivery from Cessna Aircraft Company contains information applicable to the Model 172R Nav III airplanes by serial number and registration number shown on the Title Page. This POH is applicable to 172R airplanes, Serials 17281497 and On, equipped with the NAV III Avionics Option and Garmin GFC 700 Automatic Flight Control System (AFCS) (if installed). All information is based on data available at the time of publication.

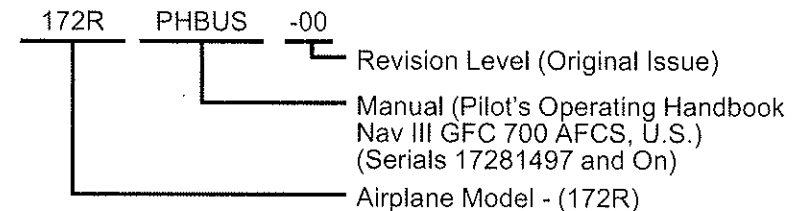
This POH consists of nine sections that cover all operational aspects of a standard equipped airplane. Section 9 contains the supplements which provide amended operating limitations, operating procedures, performance data and other necessary information for airplanes conducting special operations for both standard and optional equipment installed in the airplane.

Supplements are individual documents, and may be issued or revised without regard to revision dates which apply to the POH itself. These supplements contain a Log of Effective Pages, which should be used to determine the status of each supplement.

ORIGINAL ISSUE AND REVISIONS

This Pilot's Operating Handbook and FAA Approved Airplane Flight Manual is comprised of the original issue and any subsequent revisions. To make sure that information in this manual is current, the revisions must be incorporated as they are issued. As revisions are issued, they will be noted in the Log of Effective Pages.

The part number of this manual has also been designed to further aid the owner/operator in determining the revision level of any POH. Refer to the example below for a breakdown:



It is the responsibility of the owner to maintain this POH in a current status when it is being used for operational purposes. Owners should contact a Cessna Service Station whenever the revision status of their POH is in question.

Revisions are distributed to owners of U.S. Registered aircraft according to FAA records at the time of revision issuance, and to Internationally Registered aircraft according to Cessna Owner Advisory records at the time of issuance. Revisions should be read carefully upon receipt and incorporated in this POH.

REVISION FILING INSTRUCTIONS

REGULAR REVISIONS

Pages to be removed or inserted in the Pilots' Operating Handbook and FAA Approved Airplane Flight Manual are determined by the Log of Effective Pages located in this section. This log contains the page number and revision level for each page within the POH. As revisions to the POH occur, the revision level on effected pages is updated. When two pages display the same page number, the page with the latest revision level shall be inserted into the POH. The revision level on the Log Of Effective Pages shall also agree with the revision level of the page in question.

TEMPORARY REVISIONS

Under limited circumstances, temporary revisions to the POH may be issued. These temporary revisions are to be filed in the applicable section in accordance with filing instructions appearing on the first page of the temporary revision.

Temporary Revisions will remain current until they have either been incorporated into the next POH revision or another temporary revision has been issued that supersedes that temporary revision. Each temporary revision is issued with a current List of Temporary Revisions that is to be inserted opposite the first page of the Log of Effective Pages in the front of the POH and will supersede any previously issued List of Temporary Revisions. This list is used to track the status of temporary revisions issued against this POH and is to be removed and discarded at the next revision to the POH. Removal of temporary revisions from the POH is accomplished per the removal instructions on each temporary revision.

IDENTIFYING REVISED MATERIAL

A bar will extend the full length of deleted, new, or revised text added on new or previously existing pages. This bar will be located adjacent to the applicable text in the margin on the left side of the page.

A bar in the footer will indicate a revision to the header/footer, a new page, format or spelling/grammar changes and/or that information has slipped to or from that page.

A bar located adjacent to the figure number in the margin on the left side of the page will be used to indicate that the figure number only has changed.

An asterisk located at the end of a figure number will be used to indicate that an illustration has been revised or is all new material (Ex: Figure 3-4*).

All revised pages will carry the revision number opposite the page number on the applicable page. A list of revisions is located at the beginning of the Log Of Effective Pages.

WARNINGS, CAUTIONS AND NOTES

Throughout the text, warnings, cautions and notes pertaining to airplane handling and operations are utilized. These adjuncts to the text are used to highlight or emphasize important points.

WARNING

**OPERATING PROCEDURES, TECHNIQUES, ETC.,
WHICH CAN RESULT IN PERSONAL INJURY OR LOSS
OF LIFE IF NOT CAREFULLY FOLLOWED.**

CAUTION

**OPERATION PROCEDURES, TECHNIQUES, ETC.,
WHICH CAN RESULT IN DAMAGE TO EQUIPMENT IF
NOT CAREFULLY FOLLOWED.**

NOTE

An operating procedure, technique, etc., which is considered essential to emphasize.

LOG OF EFFECTIVE PAGES

Use this page to determine the currency and applicability of your POH.

Pages affected by the current revision are indicated by an asterisk (*) preceding the pages listed under the Page Number column.

Revision Level **Date of Issue**
Original Issue 20 December 2007

Page Number	Page Status	Revision Number
Title	Original	0
Assignment Record	Original	0
i/ii thru xiii/xiv	Original	0
1-1/1-2 thru 1-30	Original	0
2-1/2-2 thru 2-28	Original	0
3-1 thru 3-39/3-40	Original	0
4-1 thru 4-48	Original	0
5-1/5-2 thru 5-22	Original	0
6-1/6-2 thru 6-24	Original	0
7-1 thru 7-80	Original	0
8-1 thru 8-25/8-26	Original	0
9-1/9-2	Original	0

TABLE OF CONTENTS

	SECTION
GENERAL	1
LIMITATIONS	2
EMERGENCY PROCEDURES	3
NORMAL PROCEDURES	4
PERFORMANCE	5
WEIGHT AND BALANCE/EQUIPMENT LIST	6
AIRPLANE AND SYSTEM DESCRIPTION	7
HANDLING, SERVICE AND MAINTENANCE	8
SUPPLEMENTS	9